



How To:

Use Pharmacy Search

What's Inside

- Find a Pharmacy
- Set a Default Pharmacy
- Add & Remove Preferred Pharmacies

How To Use Pharmacy Search

Find a Pharmacy

1. From the patient landing page, select **Manage Patient Pharmacies** to view and update the patient's default and preferred pharmacies.
2. Choose from your list of preferred pharmacies, or search by name, address, or phone number. Our database includes 99% of pharmacies across the U.S.!
3. To refine your results, click on the filter icon to access additional filter options.

The screenshot displays the 'Manage Patient Pharmacies' interface. At the top, it shows the 'Current Default Pharmacy' as 'Shollenberger Pharmacy, 2002 S. McDowell Blvd Ext, Petaluma, CA 94954'. Below this is a search bar with the placeholder text 'Search By Name, Address, Phone' and a filter icon. A dropdown menu for 'Pharmacy Filters' is open, listing options: EPCS, Mail Order, Retail, 24 Hour, Specialty Pharmacy, and Long-Term Care Pharmacy. At the bottom of the filter menu are 'Clear All' and 'APPLY' buttons. To the right is a map of the United States with a 'Radius: 5 miles' dropdown and a location pin over New York. Below the map are 'CANCEL' and 'UPDATE DEFAULT PHARMACIES' buttons.

Set a Default Pharmacy

4. To set or change the default pharmacy, select a pharmacy from the search results and click **Update Default Pharmacy**.

This selection will automatically apply to future prescriptions, but you can still choose a different pharmacy each time you send a prescription, if needed.

Manage Patient Pharmacies

Current Default Pharmacy:

Shollenberger Pharmacy, 2002 S. McDowell Blvd Ext, Petaluma, CA 94954



10805



Search Results: 10805

Shollenberger Pharmacy

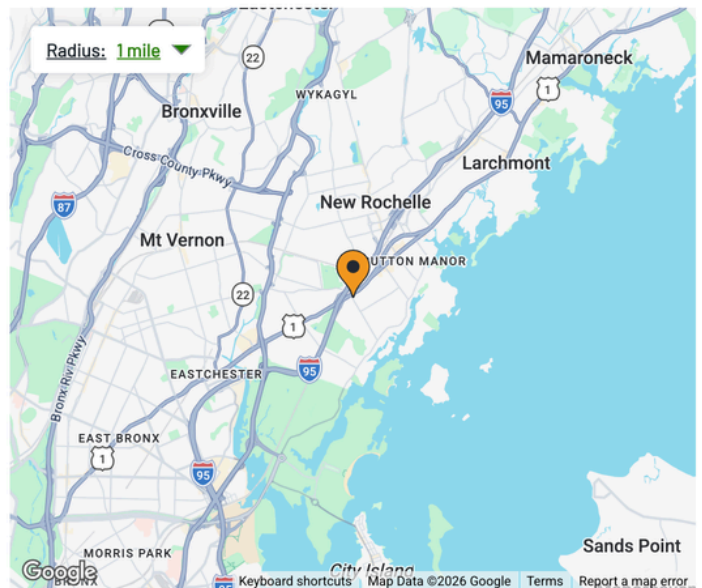
2002 S. McDowell Blvd Ext Petaluma, CA 94954
Phone: (707) 984-5571 Fax: (707) 988-4744

CURRENT DEFAULT PHARMACY

CVS Pharmacy # 2578

16 WEYMAN AVE. NEW ROCHELLE, NY 10805
Phone: (914) 235-7182 Fax: (914) 235-6626

[Add as Patient Preferred](#)



CANCEL

ADD AS DEFAULT PHARMACY

Add & Remove Preferred Pharmacies

5. You can easily manage a patient's preferred pharmacies by adding or removing them as needed:

- Click **Add Patient Preferred** to have the pharmacy appear in the patient's preferred pharmacies list.

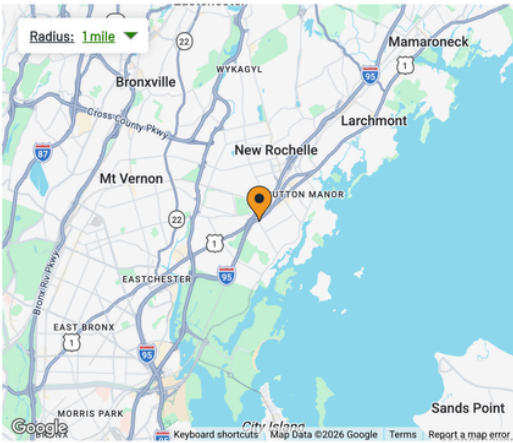
Manage Patient Pharmacies
Current Default Pharmacy:
Shollenberger Pharmacy, 2002 S. McDowell Blvd Ext, Petaluma, CA 94954

← ↕ Q 10805 ×

Search Results: 10805

Shollenberger Pharmacy
2002 S. McDowell Blvd Ext Petaluma, CA 94954
Phone: (707) 984-5571 Fax: (707) 988-4744
CURRENT DEFAULT PHARMACY

CVS Pharmacy # 2578
16 WEYMAN AVE. NEW ROCHELLE, NY 10805
Phone: (914) 235-7182 Fax: (914) 235-6826
Add as Patient Preferred



CANCEL ADD AS DEFAULT PHARMACY

- Click **Remove as Patient Preferred** to ensure the pharmacy no longer appears in the patient's preferred pharmacies list.

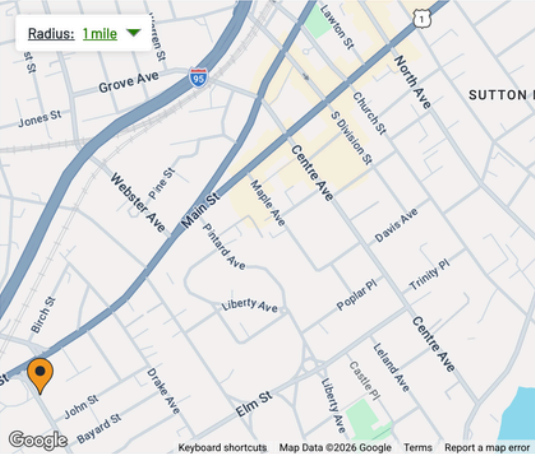
Manage Patient Pharmacies
Current Default Pharmacy:
Shollenberger Pharmacy, 2002 S. McDowell Blvd Ext, Petaluma, CA 94954

← ↕ Q 10805 ×

Search Results: 10805

Shollenberger Pharmacy
2002 S. McDowell Blvd Ext Petaluma, CA 94954
Phone: (707) 984-5571 Fax: (707) 988-4744
CURRENT DEFAULT PHARMACY

CVS Pharmacy # 2578
16 WEYMAN AVE. NEW ROCHELLE, NY 10805
Phone: (914) 235-7182 Fax: (914) 235-6826
Remove as Patient Preferred



CANCEL UPDATE DEFAULT PHARMACIES